

Datasheet

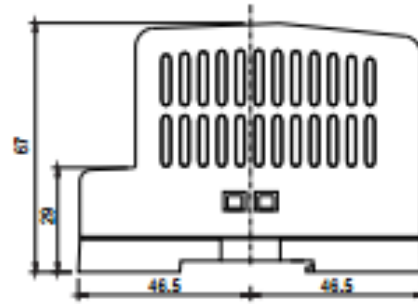
RS Pro 45W Single Output Industrial DIN Rail Power Supply DR-45 Series



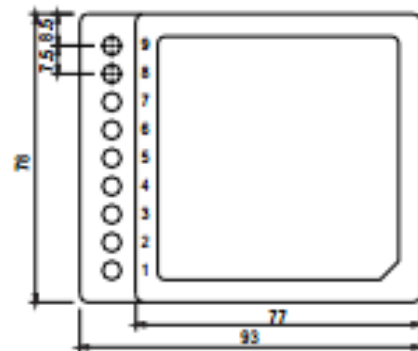
MODEL	282489	282524	7654635	282473	
OUTPUT	DC VOLTAGE	5V	12V	15V	24V
	RATED CURRENT	5A	3.5A	2.8A	2A
	CURRENT RANGE	0 – 5A	0 – 3.5A	0 – 2.8A	0 – 2A
	RATED POWER	25W	42W	42W	48W
	RIPPLE & NOISE (max.) Note.2	100mVp-p	200mVp-p	240mVp-p	480mVp-p
	VOLTAGE ADJ. RANGE	4.75 – 5.5V	10.8 – 13.2V	13.5 – 16.5V	21.6 – 26.4V
	VOLTAGE TOLERANCE Note.3	± 2.0%	± 1.0%	± 1.0%	± 1.0%
	LINE REGULATION	± 1.0%	± 1.0%	± 1.0%	± 1.0%
	LOAD REGULATION	± 1.0%	± 1.0%	± 1.0%	± 1.0%
	SETUP, RISE TIME	800ms, 60ms/230VAC at full load			
HOLD UP TIME (Typ.)	60ms/230VAC at full load				
INPUT	VOLTAGE RANGE	85 – 264VAC	120 – 370VDC		
	FREQUENCY RANGE	47 – 63Hz			
	EFFICIENCY (Typ.)	72%	77%	77%	80%
	AC CURRENT (Typ.)	1.5A/115VAC	0.75A/230VAC		
	INRUSH CURRENT (Typ.)	COLD START 28A/115VAC	56A/230VAC		
LEAKAGE CURRENT	<1mA / 240VAC				
PROTECTION	OVERLOAD	105 – 150% rated output power Protection type : Constant current limiting, recovers automatically after fault condition is removed			
	OVER VOLTAGE	5.75 – 6.75V	13.8 – 16.2V	17.25 – 20.25V	27.6 – 32.4V
	OVER TEMPERATURE	Tj 135°C typically (U1) detect on heat sink of power transistor Protection type : Shut down o/p voltage, re-power on to recover			
ENVIRONMENT	WORKING TEMP.	-10 – +50°C (Refer to "Derating Curve")			
	WORKING HUMIDITY	20 – 90% RH non-condensing			
	STORAGE TEMP., HUMIDITY	-20 – +85°C, 10 – 95% RH			
	TEMP. COEFFICIENT	± 0.03%/°C (0 – 50°C)			
	VIBRATION	10 – 500Hz, 2G 10min./1cycle, period for 60min. each along X, Y, Z axes; Mounting: Compliance to IEC60068-2-6			
SAFETY & EMC (Note 4)	SAFETY STANDARDS	UL508, TUV EN60950-1 approved			
	WITHSTAND VOLTAGE	I/P-O/P:3KVAC I/P-FG:1.5KVAC O/P-FG:0.5KVAC			
	ISOLATION RESISTANCE	I/P-O/P, I/P-FG, O/P-FG:100M Ohms / 500VDC / 25°C / 70% RH			
	EMC EMISSION	Compliance to EN55011, EN55022 (CISPR22), EN61000-3-2, -3			
OTHERS	EMC IMMUNITY	Compliance to EN61000-4-2, 3, 4, 5, 6, 8, 11, EN55024, EN61000-6-2 (EN50082-2), heavy industry level, criteria A			
	MTBF	364.6K hrs min. MIL-HDBK-217F (25°C)			
	DIMENSION	93*78*67mm (L*W*H)			
	PACKING	0.31Kg; 48pcs/17.5Kg/1.3CUFT			
NOTE	1. All parameters NOT specially mentioned are measured at 230VAC input, rated load and 25°C of ambient temperature. 2. Ripple & noise are measured at 20MHz of bandwidth by using a 12" twisted pair-wire terminated with a 0.1uf & 47uf parallel capacitor. 3. Tolerance : includes set up tolerance, line regulation and load regulation. 4. The power supply is considered a component which will be installed into a final equipment. The final equipment must be re-confirmed that it still meets EMC directives.				

Mechanical Specification

Case No. 918A Unit:mm



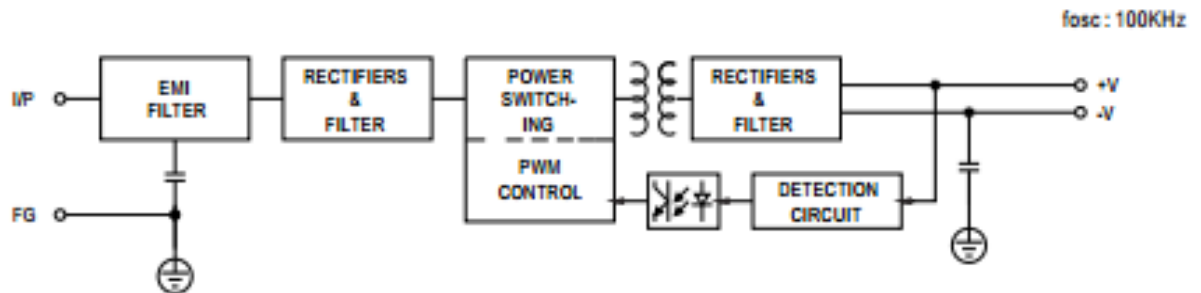
Install DIN rail T835/7.5 or T835/15



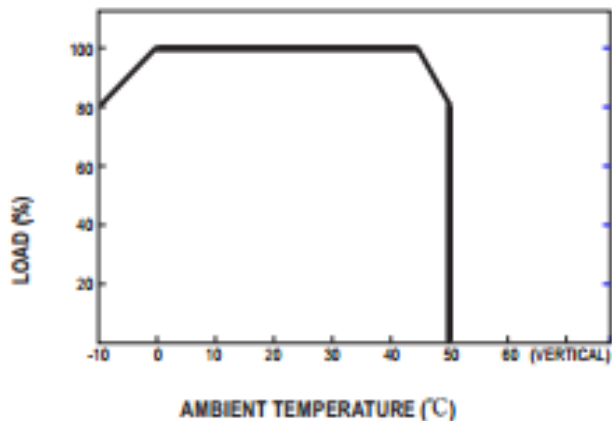
Terminal Pin No. Assignment

Pin No.	Assignment	Pin No.	Assignment
1	AC/L	6,7	DC OUTPUT +V
2	AC/N	8	LED
3	FG ⊕	9	+V ADJ.
4,5	DC OUTPUT -V		

Block Diagram



Derating Curve



Static Characteristics (24V)

